

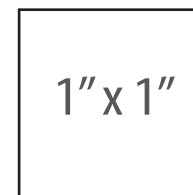


Strips for Dividing Ornament Girl Soft Foam Hemis (Large Size) into Quarters

Printing Instructions:

Print this page at 100% and **DO NOT** use the "Shrink to Fit" or "Fit to Page" options.

After printing, this box should measure 1" x 1".




 Cut along the DOTTED lines ONLY, and use this strip to mark half of your foam hemi.




 Cut along the DOTTED lines ONLY, and use this strip to mark half of your foam hemi.



 Cut along the DOTTED lines ONLY, and use this strip to mark half of your foam hemi.



 Cut along the DOTTED lines ONLY, and use this strip to mark half of your foam hemi.

