




The Ornament Girl

Prairie Point Pinwheel

Fabric Folding Cheat Sheet


1.

Start with the patterned-side facing down.



2.

Fold in half and iron the crease.




3.

Fold in half the other way, and *lightly* iron the crease.




4.

Unfold the previous fold.




5.

Fold down the left half, forming half of a triangle.




6.

Fold down the right half, completing the triangle, and iron the tip.



7.

Fold the left half over the right half, and iron the angled edge.



8.

Repeat steps to create 12 triangles total.



Cut along the DOTTED lines ONLY, and use this long strip to mark your foam disc.